

# SchoolBase

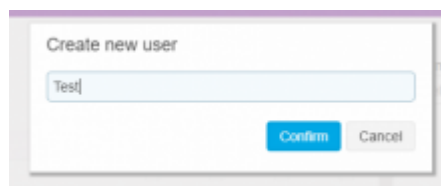
## Integration Guide

A third party application used by your school uses Wonde to access school data from a number of MIS providers such as Schoolbase. As your school is yet to have the integration setup for Wonde, the following steps need to be completed.


## Integrating Wonde with SchoolBase:

Wonde connects with your Schoolbase MIS to ensure the data in your third party application/s always stays up to date. Please use the instructions below to create the connection details needed by Wonde to complete the install.

1. Log into SchoolBase as an administrator.
2. Click the menu icon at the top left (three horizontal lines).
3. Select Data manager.
4. Select API manager.
5. Select Add user and please enter in 'Wonde'.



6. Copy the API access token. You will then be sent to the permissions page.




**Important:** The access token is only shown **ONCE**, please copy and paste in the Google form.

7. Please go through the list of permissions and tick the following in the **'Read'** section depending on the connection requirements. Please reach out to find out specific permissions required by each app.

Alternatively the permissions that would cover all applications that use Wonde for integration are as follows:

Activities Basic Information  
Adult Contact Information  
Calendar Events  
Class Basic Information  
Clock In Out  
Group Basic Information  
Group Learner Information  
Period Registration Marks  
Pupil Basic Information  
Pupil further information  
Pupil Complex Information  
Pupil Emergency Information  
Pupil Medical Information  
Pupil Photograph  
Pupil Sibling Information  
Reference Data  
School Basic Information  
Session Registration Marks  
Staff Contact Information  
Staff Information  
Staff Photograph  
Tag details  
Timetable Details  
Timetable Information

8. You will also need to copy the URL and find the domain name. (URL is only needed if you are not using a hosted version of SchoolBase) The domain can be found on the Schoolbase login screen. If you click the 3 lines and click 'Logout' you will see it as the top box:



9. Please either email the below details, where applicable, in a securely protected file of your choosing to [support@wonde.com](mailto:support@wonde.com) or call **1800 064 506** to speak with a member of the Wonde team who will be able to assist you with this or any other aspect of the integration process.

**Username:**

**API access token:** URL (please provide if you are not using version hosted by SchoolBase)

**Domain:**

For any other questions please reach out to [support@wonde.com](mailto:support@wonde.com).