

# IRIS Ed:gen integration guide

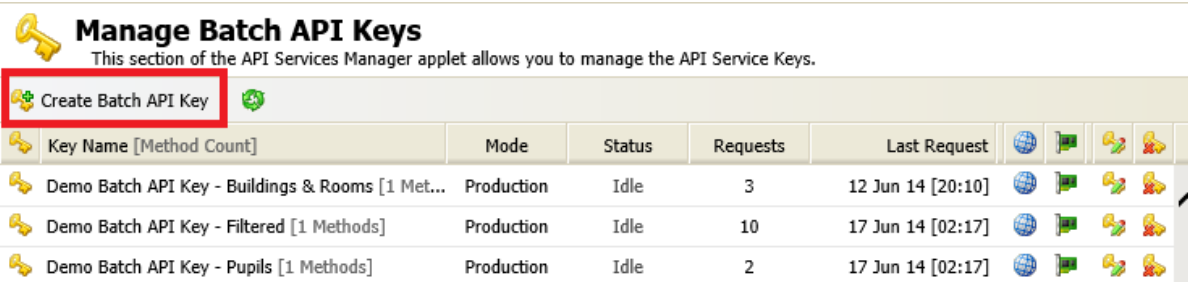
April 2022

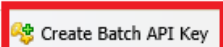
# Ed:gen batch API integration guide

A third party application used by your school uses Wonde to access school data from a number of MIS providers such as Ed:gen. As your school is yet to have the integration setup with Wonde the following steps need to be completed.

## Integrating Wonde with Ed:gen:

1. Log into Ed:gen as an Administrator with access to the Control Panel.
2. Click on the Control Panel icon and then onto the API Services Manager and then navigate to the 'Manage Batch API Keys' at the top right of the page.
3. Depending on the data required by the application, a number of Batch API keys will need to be created. Please click the 'Create Batch API Key' button once for each key needed. The Wonde team will suggest the number of keys to be generated in the initial discussions, if this is not mentioned please request 5.



								
Key Name [Method Count]	Mode	Status	Requests	Last Request				
Demo Batch API Key - Buildings & Rooms [1 Met...	Production	Idle	3	12 Jun 14 [20:10]				
Demo Batch API Key - Filtered [1 Methods]	Production	Idle	10	17 Jun 14 [02:17]				
Demo Batch API Key - Pupils [1 Methods]	Production	Idle	2	17 Jun 14 [02:17]				

4. When API keys are requested, a support ticket for each key is created with Ed:gen and will create the new keys on your school's behalf and email back the details. The new keys will also appear in the list of the batch keys, as above.

5. A remote session will then need to be arranged with the Wonde team who will configure the individual API keys for the relevant batch methods. Please request the keys at least 2-3 working hours before the remote session begins to allow Ed:gen to generate them. Alternatively, please see the end of this document for all permissions to add used by Wonde to cover all applications.
6. The Wonde team will then complete the process and confirm the connection is working successfully.

# Ed:gen REST API integration guide

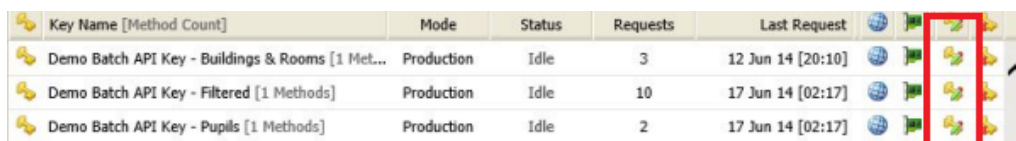
If the application used by your school requires additional information (such as photos, contract roles, user-defined fields, employee absences and custom attendance) then Wonde will require access to the Ed:gen REST API method, as well as the standard batch keys, to populate this information.

1. You will need to raise a support ticket with Ed:gen Support and ask them to set up access to the REST API for Wonde. Once this has been requested, Ed:gen will then send you the following details:
  - Client ID
  - Secret
2. Please either email these along with your Ed:gen domain URL to Wonde at [support@wonde.com](mailto:support@wonde.com) or give us a call on 01638 438094..
3. The Wonde team will then complete the process and confirm the connection is working successfully.

## Setting up the keys:

To set up the keys please follow the below steps for each key.

1. Click on the edit key icon.



Key Name [Method Count]	Mode	Status	Requests	Last Request				
Demo Batch API Key - Buildings & Rooms [1 Met...	Production	Idle	3	12 Jun 14 [20:10]				
Demo Batch API Key - Filtered [1 Methods]	Production	Idle	10	17 Jun 14 [02:17]				
Demo Batch API Key - Pupils [1 Methods]	Production	Idle	2	17 Jun 14 [02:17]				

2. Rename the key to reflect the data sets being used as 'Wonde - <Dataset>'. For example you can call it 'Wonde - HR' or if you wish to group these together then 'Wonde - HR and Pupil'.
3. Go to the batch methods heading and then tick the relevant dataset options. These are listed below. Once you have ticked all these please save the key.

4. Please provide the API key details to Wonde, along with your Ed:gen URL, by emailing into [support@wonde.com](mailto:support@wonde.com) so the Wonde team can complete the connection.

Datasets and Fields – Please tick the following options for the keys as seen below. You can group these together if you wish but please be aware the registration and pupil register keys will need to be on their own.

**‹EstatesManager›**

All Buildings & Rooms

**‹HRManager›**

Current Staff

**‹PupilManager›**

Current Students

Current Students – Health

Custom Group Categories

Custom Group Membership

Custom Groups

Contacts

Siblings

**‹SchoolManager›**

Academic Houses

Boarding Houses

Pastoral Houses

School Divisions

School Forms

School Terms

Year Groups

### **◀TeachingManager▶**

Departments & Subjects

Teaching Sets

Teaching Set Lists

Teaching Forms

### **◀SENManager▶**

External Exam Options

Gifted & Talented Registers

Internal Exam Options

SEN Lessons

SEN Register

SEN Types

### **◀TimetableManager▶**

Published Timetable Schedule

Prep Timetable

Student Timetables

Timetable Week Allocations

Weeks, Days & Periods

### **◀CalendarManager▶**

Calendar Types

Categories & Subcategories

All Events

**◀RegistrationManager▶** (Please note this needs to be on a separate key due to date filters)

Registration Codes

Registration Present Codes

Registration Dates & Times

Registration Out of School

Registration status tick

### **«RewardsAndConduct»**

Module Types

Module Fields

Module Records

### **«DisciplineManager»**

Detentions

Detentions – This Month

Detentions – This Term

**«PupilRegister»** (Please note this needs to be on a separate key due to date filters)

Free School Meals

If you have any questions, contact our support team by calling 01638 438094 or email [support@wonde.com](mailto:support@wonde.com).