

# Facility CMIS integration guide

December 2021

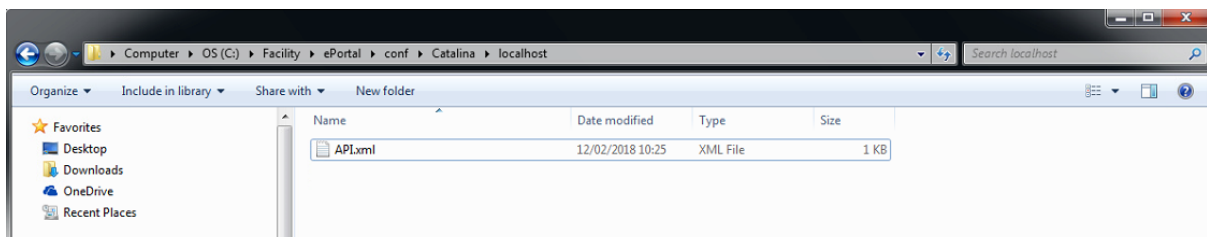
# Cmis (Eportal) integration guide

A third party application used by your school uses Wonde to access school data from a number of MIS providers such as Facility CMIS. As your school is yet to have the integration setup with Wonde the following steps need to be completed.

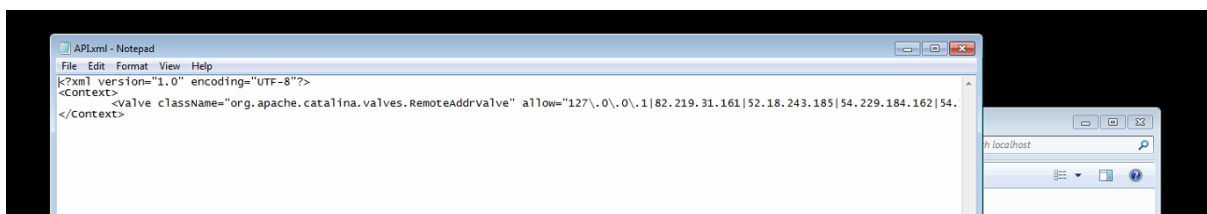
## Adding Wonde to the ePortal API file:

Wonde integrates with your Facility system via ePortal. To ensure a successful integration, please complete the following steps:

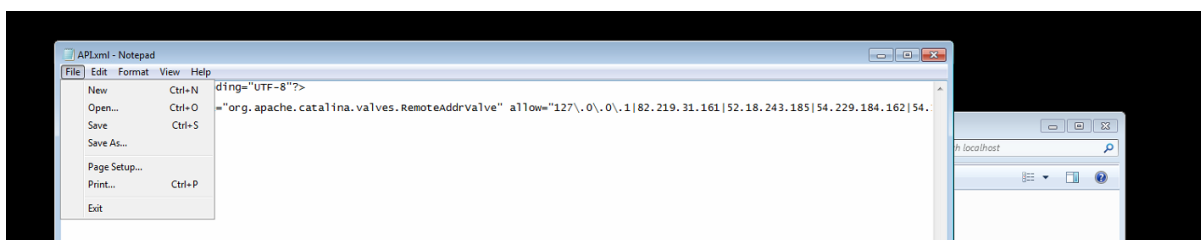
1. Navigate to the API.xml file location – the filepath is normally C:\Facility\ePortal\conf\Catalina\localhost but please note that the Drive lettering may vary.



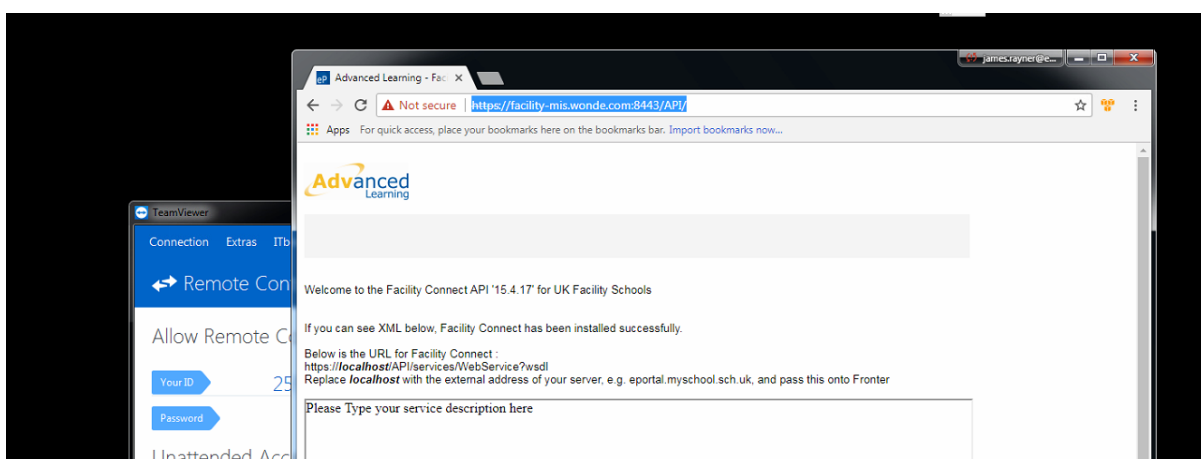
2. **Right click** and **Edit** the API.xml file and enter in the IP's of 52.18.243.185 and 82.219.31.161. It is important to ensure the IP addresses are separated from other IP's with the pipe ( '|' ) character and added alongside existing IPs. They should be added as the following:
  - ...|82.219.31.161|52.18.243.185



3. **Save** the changes to the API.xml file and determine the external ePortal address, for example <https://eportal.schoolname.co.uk>.



The ePortal address can often be found on the school server's desktop as a shortcut. An addition you can test is this URL as shown below:



4. Please let Wonde know this has been completed, along with the ePortal address (i.e. <https://eportal.schoolname.co.uk>).
5. The Wonde team will then complete the process and confirm the connection is working successfully.

If you have any questions, contact our support team by calling 01638 438094 or email [support@wonde.com](mailto:support@wonde.com).